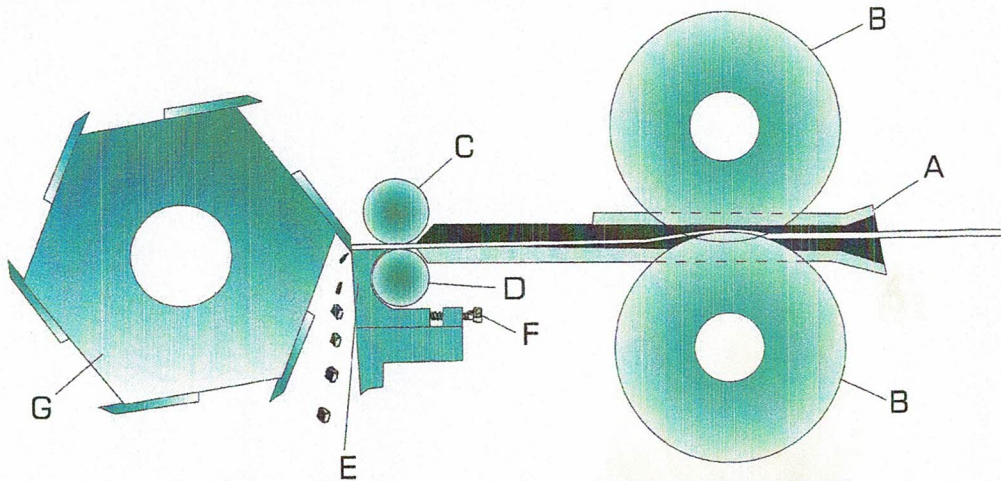
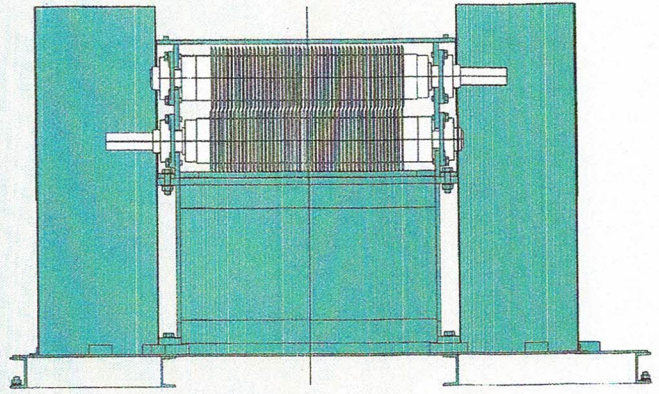


# OPERATING PRINCIPLES OF "TAYLOR-STILES" DICING CUTTERS

Taylor-Stiles Dicing Cutters are designed to produce pellets or cubes from material extruded or rolled in sheet form. The pieces so produced are uniform in size. The stock is first slit lengthwise with opposing sets of circular knives. The slit strands are then fed to the cross cutter by pressure rolls which hold the material close to the point of cutting. The shear cutting fly knives on the rotary cutterhead make the cross cut accurately and cleanly against the adjustable bed knife, E, with the cut pellets dropping straight down into a chute or onto a conveyor.



**A - Guides for Feeding Sheet Stock**

Adjustable to accommodate raw stock.

**B - Upper and Lower Sets of Circular Slitting Knives**

For slitting stock lengthwise.

**C - Top Feed Roll**

Slides vertically against spring pressure.

**D - Bottom Feed Roll**

Has horizontal adjustment with Bed Knife.

**E - Bed Knife**


**F - Bed Knife Adjusting Screw**

**G - Rotating Cutterhead**

With six fly knives making a shearing cut across the strands of stock.

The first operation of all types of Taylor-Stiles Dicing Cutters, is of course to slit the sheet stock into ribbons of uniform width. This is accomplished by two opposing sets of circular knife assemblies. The width of the spacing between these knives determines the width of the strands produced. The circular knives and their spacers are made to very close tolerances and precise fitting is necessary for satisfactory cutting. To change the spacing, all circular knives and spacers are removed from the arbor and are then reassembled and realigned. For narrow strands and ribbons, it is necessary to have anti-clogging fingers to keep the stock from wedging between the knives.

Taylor-Stiles Dicing Cutters are made in three models. They are actually standard stock cutters, Series 200, 700, and 800 with slitter assemblies assembled ahead of the crosscutting machines. By removing a few bolts, the circular knife assembly can be detached and replaced by a standard feed assembly, with or without feed apron, as needed. Thus any model of Dicer can be converted to a standard cross cutting machine by a few simple modifications.



For more information contact our engineers at:

Unit 1-2 Block 7,  
Banbeath Industrial Estate,  
Leven, Fife,  
Scotland KY8 5HD  
Tel: 01333 427220/429434  
Fax: 01333 422952  
www.fcegroup.com